

# Series 8000 Pressure & level Transmitter

8000-TB  
12/04

# Staitech

## Series 8000 Pressure & Level Transmitter

The Series 8000 pressure and level transmitter offered by Staitech is available with a range of laser welded flush mounted diaphragm fittings designed specifically for high purity applications.

All units are fully temperature compensated, and comply with the latest European RFI/EMC and CE regulations.

The instrument's electronics are encapsulated within an IP65 rated stainless steel housing, and are unaffected by vibration or moisture. Both the zero point and measuring range are fully adjustable within the head of the unit.

A wide range of options are available for the Series 8000 series, including intrinsically safe certification, remote mounted electronics and high temperature variants.

### Features offered by the Series 8000 include:

- Flush welded diaphragm design - eliminates risk of product entrapment.
- Fully temperature compensated - the output signal is compensated to account for changing medium temperatures.
- Wide range of instrument options - enables best suited product to be selected for any given application.

### Product specification

Process connection 1, 1-1/2" & 2" Tri-Clamp compatible, Ø62mm & Ø85mm tank weld fittings DN40, 50 & 80 flanges

Wetted surfaces finished to 0.375 microns Ra

Available measuring ranges 0-0.4 to 0-50 bar

Optional vacuum ranges relative or absolute

Allowable medium temperature range:  
 Standard unit -20 to 100°C (145°C for 45 mins.)  
 High temperature version -20 to 150°C  
 With remote electronics -20 to 140°C

Allowable ambient temperature range -20 to 70°C

Output signal 4-20mA, 2 wire

Driving load 550Ω @ 24Vdc to 1250Ω @ 40Vdc

Required supply 13-40Vdc, 17-28Vdc for Exi version

Overall accuracy - typical ±0.2% of adjusted span

Temperature sensitivity ±0.015% of reading/°K

Adjustments zero & span

Electrical connection 1/2" NPT with PG9 cable gland

Options: Remote mounted electronics, In-head display, Digital unit (2000-SAN) with HART & PROFIBUS, Intrinsically safe certified units to CENELEC EEx ia IIC T4, Vega 'LA' compatible, Hastelloy or ceramic diaphragms

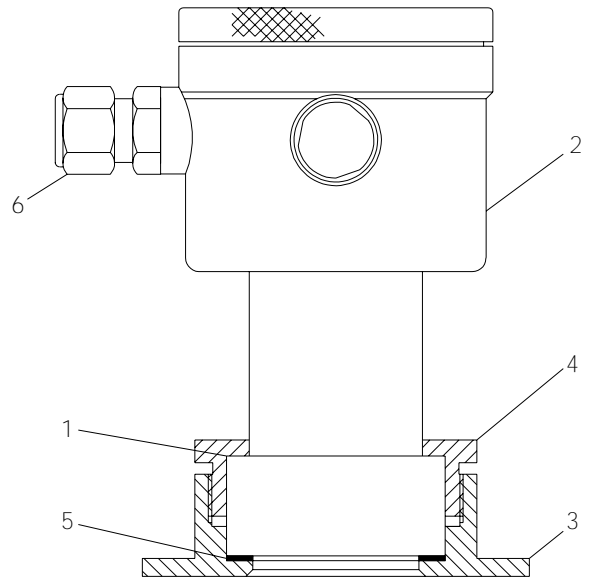


Illustration showing Series 8000 with weld fitting

### Materials of construction

1.	Diaphragm assembly	316L Stainless steel
2.	Electronics Housing	304 Stainless steel
3.	Weld fitting or flange	316L Stainless steel
4.	Locking ring	304 Stainless steel
5.	Seal	PTFE
6.	Electrical connector	Thermoplastic

### Available measuring ranges

Measuring range (Code)	Max. overpressure (bar)	adjustable span (bar min-max)
B	0-0.4	0-0.08 to 0-0.4
C	0-0.7	0-0.4 to 0-0.7
D	0-1.5	0-0.7 to 0-1.5
E	0-4	0-1.0 to 0-4
F	0-10	0-2.5 to 0-10
G	0-16	0-7.5 to 0-16
H	0-50	0-16 to 0-50

Units with 1" Tri-Clamp fitting available in range E and above only, and units with 1-1/2" Tri-Clamp fitting, in range C and above only.

### Information required for selection:

- Application - level or pressure measurement
- Process medium temperature
- Measuring range
- Connection type & size
- Certification requirements

### Dimensions

See over

Specification subject to change without notice

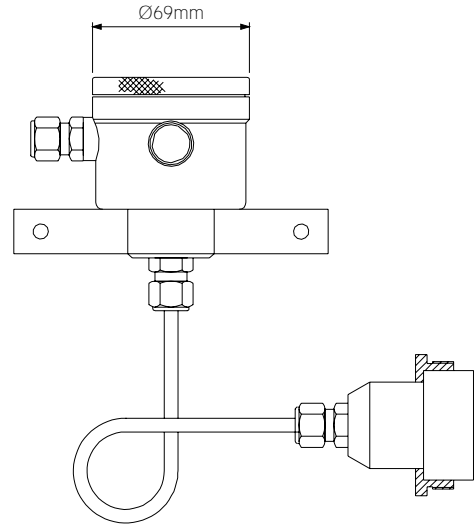
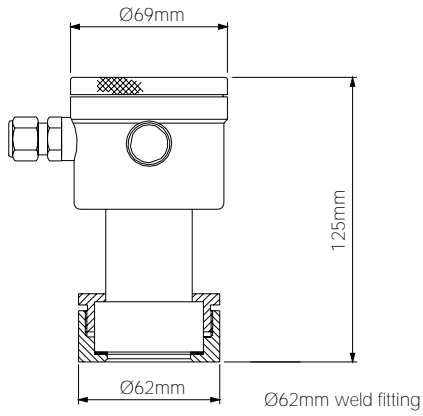
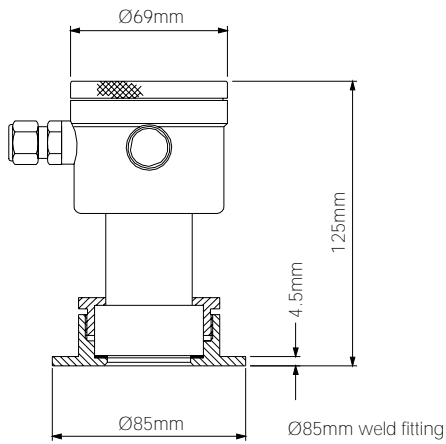
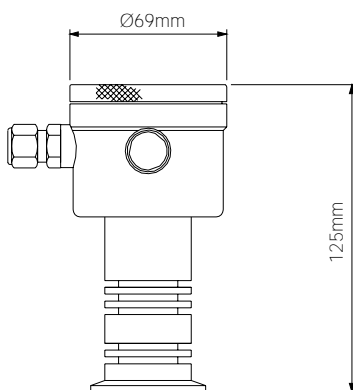
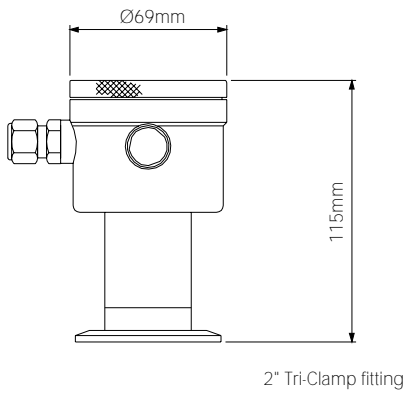


Illustration showing unit with remote electronics and weld/flange fitting adapter - all connection types available with remote electronics



Notes:

1. Overall height for all high temperature assemblies with cooling fins - 165mm.
2. Transmitter weight - 1 kg



1" & 1-1/2" Tri-Clamp fitting -  
Standard units includes cooling fins